



INSTALLATION AND OPERATION MANUAL

CWFE100(X) PoE Series

10/100 MBPS ETHERNET FIBER OPTIC
MEDIA CONVERTER WITH 30W OR 60W POE+

This manual serves the following ComNet Model Numbers:

CWFE1003POEM/M
CWFE1003POEMHO/M
CWFE1003POES/M
CWFE1003POESHO/M
CWFE1005POEM/M
CWFE1005POEMHO/M
CWFE1005POES/M
CWFE1005POESHO/M
CWFE1004APOEM/M
CWFE1004BPOEM/M
CWFE1004APOEMHO/M
CWFE1004BPOEMHO/M
CWFE1004APOES/M
CWFE1004BPOES/M
CWFE1004APOESHO/M
CWFE1004BPOESHO/M
CWFE1002APOEM/M
CWFE1002BPOEM/M
CWFE1002APOEMHO/M
CWFE1002BPOEMHO/M
CWFE1002APOES/M
CWFE1002BPOES/M
CWFE1002APOESHO/M
CWFE1002BPOESHO/M
CWFEFPMCPOE30/M
CWFEFPMCPOE60/M

The ComNet™ CWFE100(X)POE(M,S)/M Series 10/100Mbps Ethernet media converters provide full-duplex fiber optic transmission of a single channel of 10/100BASE-T(X) data through multimode or single mode optical fiber. Type ST, SC or SFP optics are available. They provide full compliance with IEEE 802.3at as Power Sourcing Equipment (PSE), with a maximum power of 30 watts in Mode A or Mode B, making them ideal for those applications where the remote equipment draws significant power. A higher output 60 watt model is available.

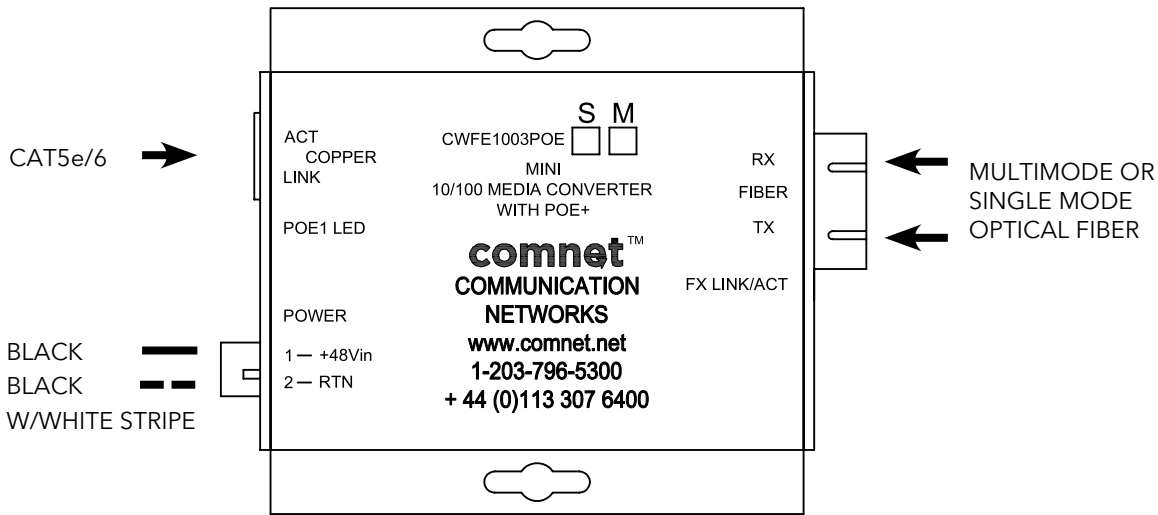
Mode A and mode B are selected by the media converter automatically. The Ethernet electrical interface auto-negotiates to either 10 or 100Mbps without the need for any user selection, and the 100BASE-FX optical interface operates at 100Mbps.

LED indicators are provided for rapidly ascertaining the operating status of the device. See **Figure 9** on **Page 6** for an explanation of the LED Indicators.

Packaged in a rugged, compact sized housing, these units are designed for shelf or stand-alone mounting, or may be DIN-rail mounted by the addition of ComNet model DINBKT2 Adaptor plate kit. See **Figure A** on **Page 7** for mounting instructions.

See **Figures 1 - 11** for complete installation instructions.

FIGURE 1 - CWFE1003POE(M,S)-M MEDIA CONVERTER



Surface Mount
 Power Supply: 48VDC @ 1.25A

FIGURE 2 - CWFE1003POE(M,S)-M MEDIA CONVERTER

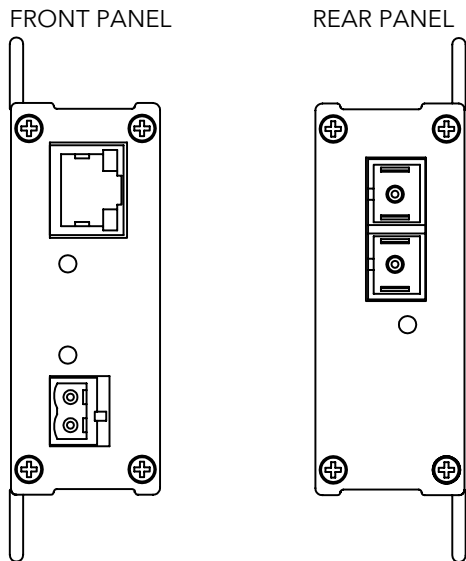
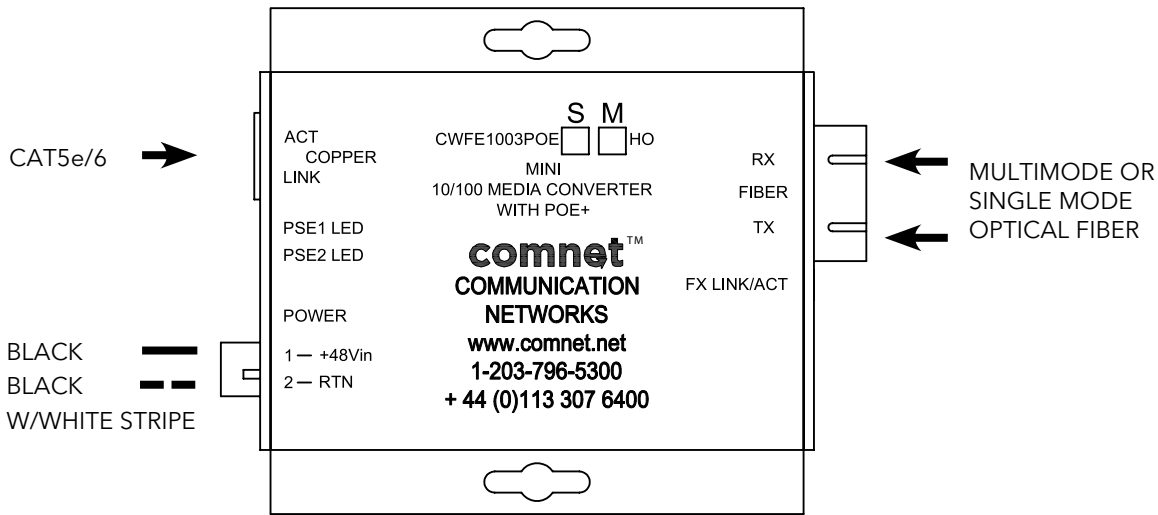


FIGURE 3 - CWFE1003POE(M,S)HO-M MEDIA CONVERTER



Surface Mount
Power Supply: 48VDC @ 1.25A

FIGURE 4 - CWFE1003POE(M,S)HO-M MEDIA CONVERTER

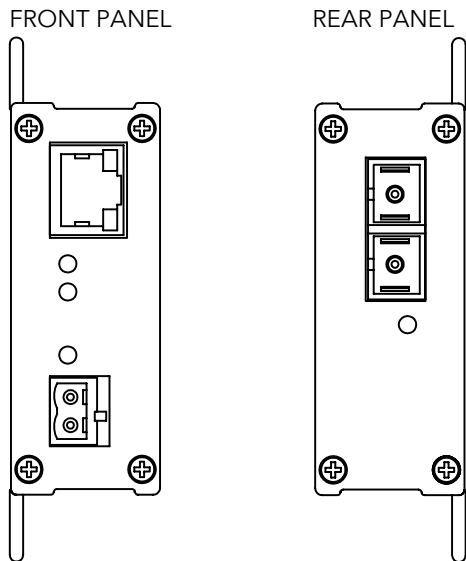
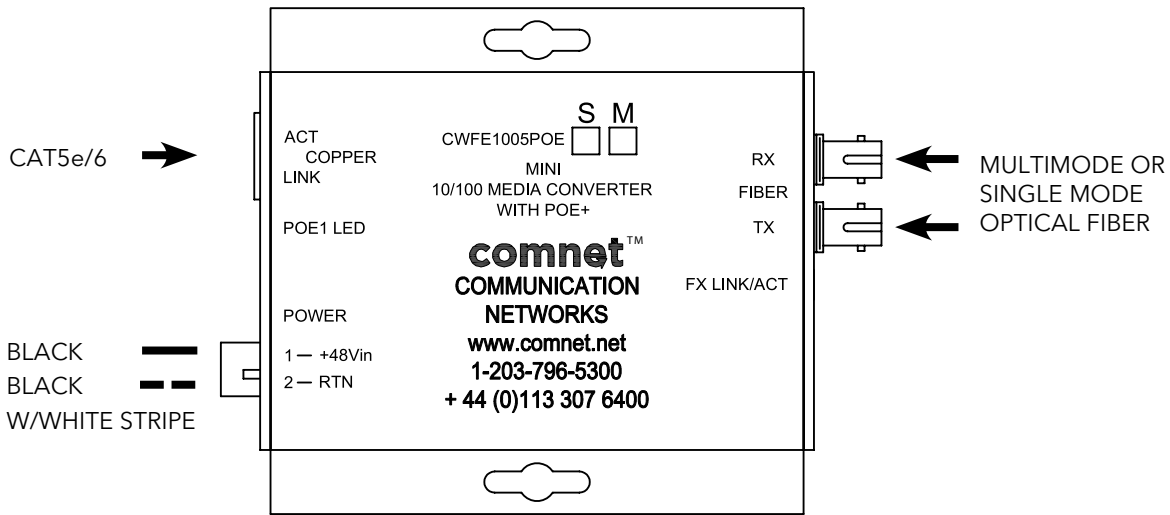


FIGURE 5 - CWFE1005POE(M,S)-M MEDIA CONVERTER



Surface Mount
Power Supply: 48VDC @ 1.25A

FIGURE 6 - CWFE1005POE(M,S)-M MEDIA CONVERTER

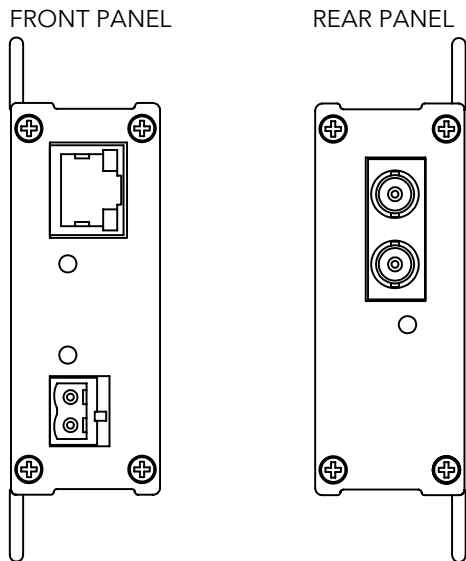
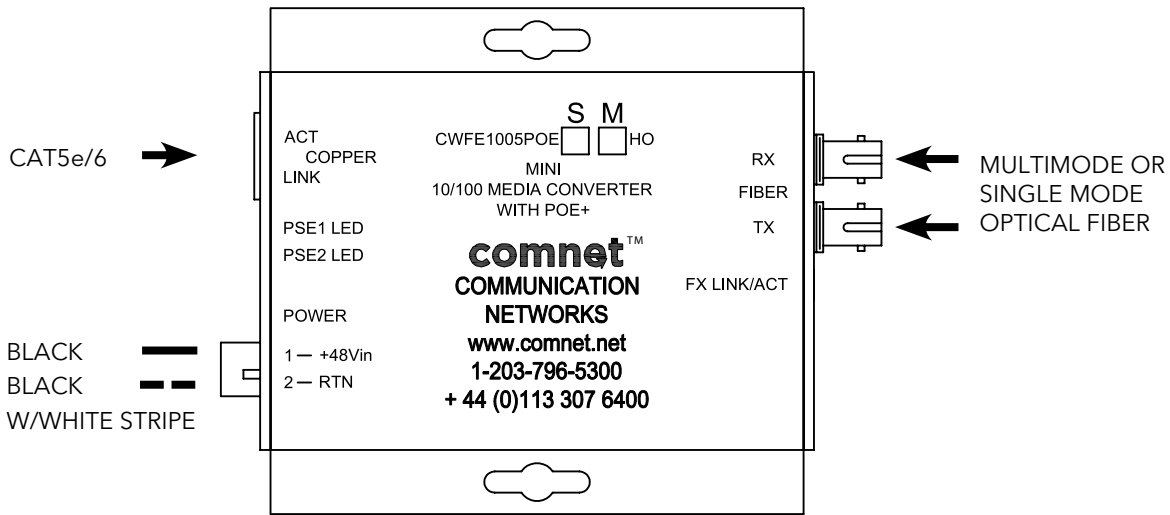


FIGURE 7 - CWFE1005POE(M,S)HO-M MEDIA CONVERTER



Surface Mount
Power Supply: 48VDC @ 1.25A

FIGURE 8 - CWFE1005POE(M,S)HO-M MEDIA CONVERTER

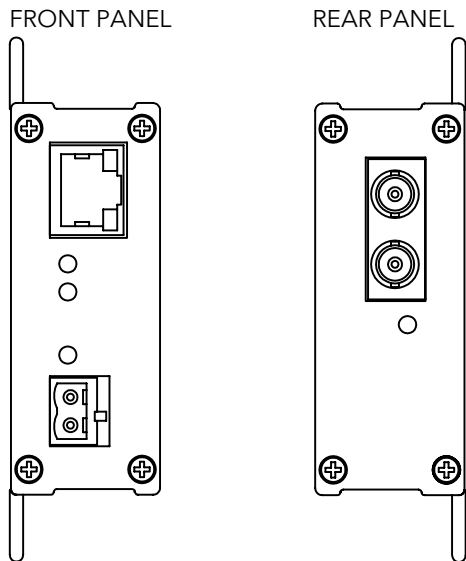


FIGURE 9 - LED INDICATORS

	LINK/ACT	POE	POWER
GREEN	Fiber interface linked (when lit or flashing)	Power is being supplied by unit	Unit powered up
OFF	Fiber interface not linked.	Power not supplied by unit. (No PoE device)	Unit powered down

FIGURE 10 - POSSIBLE ETHERNET CONFIGURATION

Ethernet IEEE 802.3 Network Element determined by user.

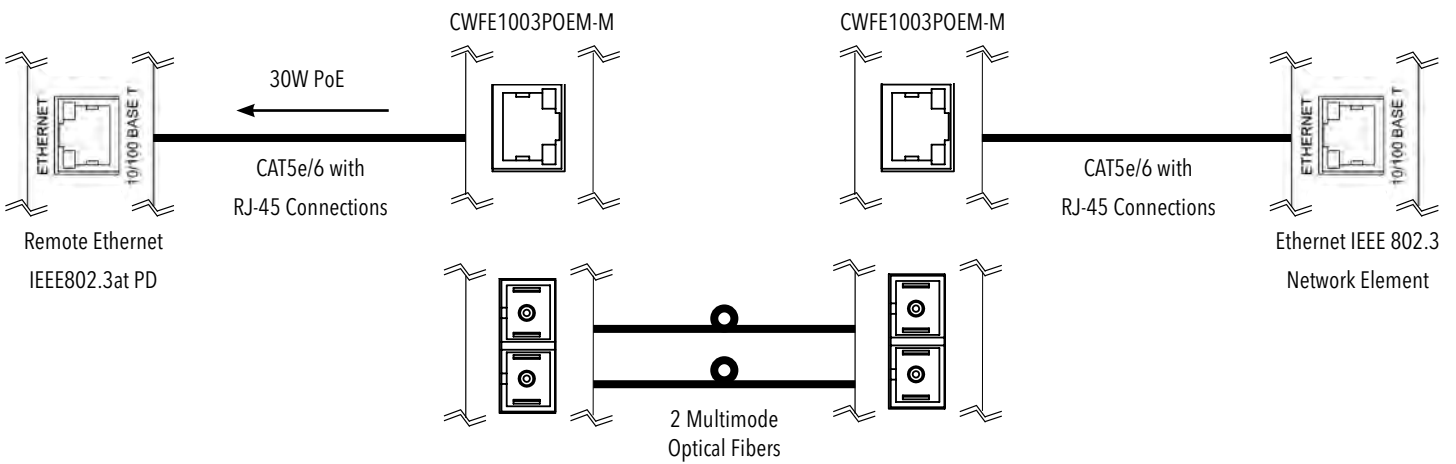


FIGURE 11 - POE PIN ASSIGNMENT

RJ-45 port supports IEEE802.3at

End-point: Positive (VCC+): RJ45 pin 1, 2 or 4, 5

Negative (VCC-): RJ45 pin 3, 6 or 7,8

Data: (1, 2, 3, 6)

MECHANICAL INSTALLATION INSTRUCTIONS

INSTALLATION CONSIDERATIONS

This unit is supplied as a Standalone module. Units should be installed in dry locations protected from extremes of temperature and humidity.

WARNING: Unit is to be used with a Listed Class 2 power supply.

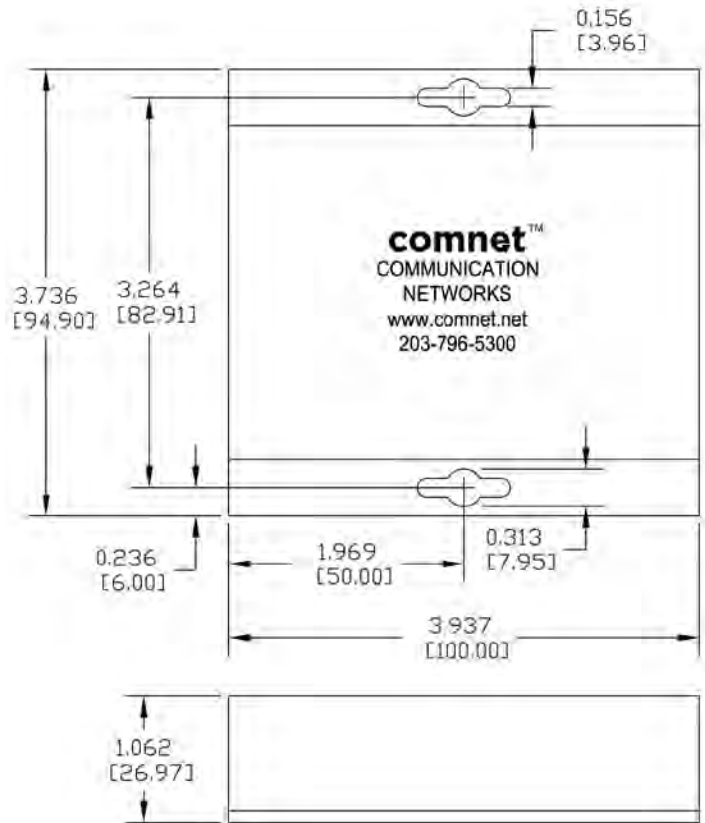
IMPORTANT SAFEGUARDS:

A) Elevated Operating Ambient - Consideration should be given to installing the equipment in an environment compatible with the maximum ambient temperature (T_{ma}) specified by the manufacturer.

B) Reduced Air Flow - Installation of the equipment should be such that the amount of air flow required for safe operation of the equipment is not compromised.

FIGURE A

Dimensions are for a small size ComNet™ surface mount module



MADE IN THE
USA

comnet
Communication Networks

3 CORPORATE DRIVE | DANBURY, CT 06810 | USA
T: 203.796.5300 | F: 203.796.5303 | TECH SUPPORT: 1.888.678.9427 | INFO@COMNET.NET

8 TURNBERRY PARK ROAD | GILDERSOME | MORLEY | LEEDS, UK LS27 7LE
T: +44 (0)113 307 6400 | F: +44 (0)113 253 7462 | INFO-EUROPE@COMNET.NET