

# S-Video/Video/Audio Booster

## SV/CV/Audio Booster

### CONFORMANCE TEST REPORT

FOR **EN 61000-6-1 / EN 61000-6-3**

**CE** Report Number : **ET94S-06-092-01**

FOR **FCC 47 CFR / Part 15 Subpart B**

**FC** Report Number : **ET94S-06-092-02**

**Model Number : SB-2820**

**Comment Number :**

**SB-2819, SB-2818, SB-2817, SB-2816  
SB-2815, SB-2814, SB-2813, SB-2812  
SB-2811, SB-2810, SB-2809**

**Input/output : S-Video/Composite Video/Stereo Audio**

**Boost er range : +0 db ~ +6 db**

**Power Input : +DC12V , @300mA**



#### Safety Notice!

To prevent damage to your television equipment use only the supplied AC Adaptor and make the power connections to your television.

## Instruction Manual

**SHINYBOW™ USA**

## SV/CV/Audio Booster

### S-Video/Composite/Audio Booster



**Model : SB-2810 (Video-RCA)**



**Model : SB-2809 (Video-BNC)**



### S-Video/Composite Video/Stereo Audio Booster Series

Thank you for purchasing the SB-2810, SB-2809 S-Video/Composite Video/Audio Signals booster. You will find this unit easy to install and highly reliable but it is essential that you read this manual thoroughly before attempting to use booster.

## Introduction

Congratulations on your purchase of one of the most innovative S-Video/Composite Video/Stereo Audio Signals extend to Video monitor booster on the market Today. SB-2810 video use by RCA connectors and SB-2811 video use by BNC connectors. There are support one by one extend signal booster. This product provide video amplify range from +0db~+6db. And monitor display output quality that are identical to the video source S-video, composite video and Stereo Audio quality signals. He is useful for extend the S-video/composite video/audio signals from the DVD, Video CD, VCR, CCD security video or others AV video/audio devices up to 300ft~1000ft long distance video display monitors.

## Before you make any connections

Make sure the Video Player to be connected to the video monitors are functioning according to their respective operation manuals before connecting them. Always connect the Booster to the video monitors at a time and make sure each works just as it did before it was connected.

## Supplied Accessories

Check that you have the following components in your converter pack ;

- (1) 1 Instruction Manual
- (2) 1 SB-2810 / SB-2809 booster
- (3) 1 AC Adaptor : 12VDC, @300mA

AC/DC Adaptor Types : CE/UL/SAA/BS



UK BS/CE Europe CE Middle Asia RP Australia SAA


## Specifications

Model Number	SB-2810 (RCA), SB-2809 (BNC)
I/O port number	1x input to 1x output
Type of Signals	S-Video(Y/C), Composite Video and Stereo Audio
Input	S-Video : Y +1Vpp, 75 C +0.3Vpp, 75 Video : Composite Video +1Vpp, 75 Audio : Stereo Audio, +1 Vpp, 47K
Video Bandwidth	>250MHz, G=+2,
Small Signal Bandwidth(-3db)	440Mhz, G=+1, 250MHz, G=+2,
Setting time	10ns to 0.1%, 2V Step, G=+2
Low Distortion (SFDR)	-66 dBc @ 20MHz, Second Harmonic -75 dBc @ 20MHz, Third Harmonic
Third Order Intercept(3IP)	26 dBm @ 70MHz, G=+10
Gain Flatness	0.1dB to 75 Mhz
Differential Gain Error	0.01%, RL=150
Differential Phase Error	0.01%, RL=150
In/Out Terminal	SB-2810 use RCA connectors, SB-2809 use BNC female connectors.
Size (L,W,H)	4.09 in x 2.83 in x 1.00 in (104mm x 72mm x 25mm)
Net Weight (Unit only)	1.00 lbs. (0.60kg) Approx.
Power Consumed	250mA Maximum
Power Source	DC 12 Volts, @300mA~500mA.


## Safeguards and Precautions

- A. Keep this unit away from fire, extremely hot areas, water or moisture of any Kind.
- B. Do not place this unit on any support that is not firm, level and strong.
- C. Do not service the unit yourself. Opening the unit's housing will void the warranty.
- D. Servicing must be by Shinybow or by an authorized technician.
- E. Illegal duplication of copyrighted material is strictly prohibited by Federal Laws.


## Typical Hookup and Operation




Front : SB-2810 (Video RCA connectors)  
Input : S-Video/Composite/Audio  
Power Input : DC 12V, @300mA



Rear : SB-2810 (Video RCA connectors)  
Output : S-Video/Composite/Audio  
Power output : DC12V, @300mA



Front : SB-2809 (Video BNC connectors)  
Input : S-Video/Composite/Audio  
Power Input : DC 12V, @300mA



Rear : SB-2809 (Video BNC connectors)  
Output : S-Video/Composite/Audio  
Power output : DC12V, @300mA

## Booster amplify Range : +0db~+6db

### APPLICATION S: SDTV / HDTV / Plasma Monitors

