



INSTRUCTION MANUAL

ASI-4

ASI Splitter

Model	Stock No.	Description
ASI-4	6507	1:4 ASI Splitter

Accessories

Model	Stock No.	Description
MIPS-12D	7722D	Power Supply
MIRC-12V	7715	Chassis

Status	Date	Document No.	Issue No.	Author
Active	December 5, 2011	651226700A	1	KK



We recommend that you write the following information in the spaces provided below.

Purchase Location Name:	
Purchase Location Telephone Number:	
ASI-4 Serial Number:	

The information contained herein is subject to change without notice. Revisions may be issued to advise of such changes and/or additions.

Correspondence regarding this publication should be addressed directly to:

Blonder Tongue Laboratories, Inc.
One Jake Brown Road
Old Bridge, NJ 08857

Document Number: 651226700A

Printed in the United States of America.

All product names, trade names, or corporate names mentioned in this document are acknowledged to be the proprietary property of the registered owners.

This product incorporates copyright protection technology that is protected by U.S. patents and other intellectual property rights. Reverse engineering or disassembly is prohibited.

Section 1 — General & Safety Instructions



The STOP sign symbol is intended to alert you to the presence of REQUIRED operating and maintenance (servicing) instructions that if not followed, may result in product failure or destruction.



The YIELD sign symbol is intended to alert you to the presence of RECOMMENDED operating and maintenance (servicing) instructions.



The LIGHTNING flash symbol is intended to alert you to the presence of uninsulated "dangerous voltage" within the product's enclosure that may be of sufficient magnitude to constitute a risk of electrical shock.

**TO REDUCE THE RISK OF ELECTRICAL SHOCK, DO NOT REMOVE COVER FROM THIS UNIT.
NO USER-SERVICEABLE PARTS INSIDE. REFER SERVICING TO QUALIFIED SERVICE PERSONNEL.**

WARNING: TO PREVENT FIRE OR SHOCK HAZARD, DO NOT EXPOSE THIS UNIT TO RAIN OR MOISTURE

NOTE TO CATV SYSTEM INSTALLER

This reminder is provided to call the CATV System Installer's attention to Article 820-40 of the NEC that provides guidelines for proper grounding and, in particular, specifies that the cable ground shall be connected to the grounding system of the building, as close to the point of cable entry as practical.

Safety Instructions

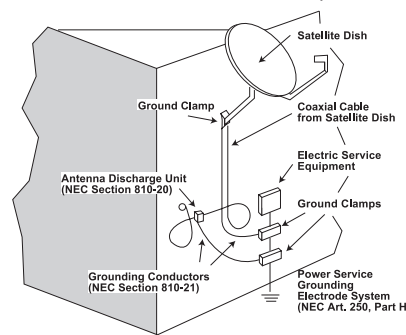


**YOU SHOULD ALWAYS FOLLOW THESE INSTRUCTIONS TO HELP ENSURE
AGAINST INJURY TO YOURSELF AND DAMAGE TO YOUR EQUIPMENT.**

- Elevated Operating Ambient - If installed in a closed or multi-unit rack assembly, the operating ambient temperature of the rack environment may be greater than room ambient. Therefore, consideration should be given to installing the equipment in an environment compatible with the maximum ambient temperature per Section 3.2.
- Reduced Air Flow - Installation of the equipment in a rack should be such that the amount of air flow required for safe operation of the equipment is not compromised.
- Mechanical Loading - Mounting of the equipment in the rack should be such that a hazardous condition is not achieved due to uneven mechanical loading.
- Circuit Overloading - Consideration should be given to the connection of the equipment to the supply circuit and the effect that overloading of the circuits might have on overcurrent protection and supply wiring. Appropriate consideration of equipment nameplate ratings should be used when addressing this concern.
- Reliable Earthing - Reliable earthing of rack-mounted equipment should be maintained. Particular attention should be given to supply connections other than direct connections to the branch circuit (e.g. use of power strips).
- Read all safety and operating instructions before you operate the unit.
- Retain all safety and operating instructions for future reference.
- Heed all warnings on the unit and in the safety and operating instructions.

Safety Instructions - continued

- Follow all installation, operating, and use instructions.
- Unplug the unit from the AC power outlet before cleaning. Use only a damp cloth for cleaning the exterior of the unit.
- Do not use accessories or attachments not recommended by Blonder Tongue, as they may cause hazards, and will void the warranty.
- Do not operate the unit in high-humidity areas, or expose it to water or moisture.
- Do not place the unit on an unstable cart, stand, tripod, bracket, or table. The unit may fall, causing serious personal injury and damage to the unit. Install the unit only in a mounting rack designed for 19" rack-mounted equipment.
- Do not block or cover slots and openings in the unit. These are provided for ventilation and protection from overheating. Never place the unit near or over a radiator or heat register. Do not place the unit in an enclosure such as a cabinet without proper ventilation. Do not mount equipment in the rack space directly above or below the unit.
- Operate the unit using only the type of power source indicated on the marking label. Unplug the unit power cord by gripping the plug, not the cord.
- The unit is equipped with a three-wire ground-type plug. This plug will fit only into a ground-type power outlet. If you are unable to insert the plug into the outlet, contact an electrician to replace the outlet. Do not defeat the safety purpose of the ground-type plug.
- Route power supply cords so that they are not likely to be walked on or pinched by items placed upon or against them. Pay particular attention to cords at plugs, convenience receptacles, and the point where they exit from the unit.
- Be sure that the outdoor components of the antenna system are grounded in accordance with local, federal, and National Electrical Code (NEC) requirements. Pay special attention to NEC Sections 810 and 820. See the example shown in the following diagram:



- We strongly recommend using an outlet that contains surge suppression or ground fault protection. For added protection during a lightning storm, or when the unit is left unattended and unused for long periods of time, unplug it from the wall outlet and disconnect the lines between the unit and the antenna. This will prevent damage caused by lightning or power line surges.
- Do not locate the antenna near overhead power lines or other electric light or power circuits, or where it can fall into such power lines or circuits. When installing the antenna, take extreme care to avoid touching such power lines or circuits, as contact with them can be fatal.
- Do not overload wall outlets or extension cords, as this can result in a risk of fire or electrical shock.
- Never insert objects of any kind into the unit through openings, as the objects may touch dangerous voltage points or short out parts. This could cause fire or electrical shock.
- Do not attempt to service the unit yourself, as opening or removing covers may expose you to dangerous voltage and will void the warranty. Refer all servicing to authorized service personnel.
- Unplug the unit from the wall outlet and refer servicing to authorized service personnel whenever the following occurs:
 - The power supply cord or plug is damaged;
 - Liquid has been spilled, or objects have fallen into the unit;
 - The unit has been exposed to rain or water;
 - The unit has been dropped or the chassis has been damaged;
 - The unit exhibits a distinct change in performance.
- When replacement parts are required, ensure that the service technician uses replacement parts specified by Blonder Tongue. Unauthorized substitutions may damage the unit or cause electrical shock or fire, and will void the warranty.
- Upon completion of any service or repair to the unit, ask the service technician to perform safety checks to ensure that the unit is in proper operating condition.

Returning Product for Repair (or Credit)

A Return Material Authorization (RMA) Number is required on all products returned to Blonder Tongue, regardless if the product is being returned for repair or credit. Before returning product, please contact the Blonder Tongue Service Department at 1-800-523-6049, Ext. 4256 or visit our website: www.blondertongue.com for further information.

Section 2 — Product Summary

2.1 Revision History & Reason

This is the first issue of the Instruction Manual.

2.2 Product Application & Description

Application:




The ASI-4 is a 1:4 active ASI splitter. It is designed to complement digital headend products that can utilize an ASI input for EAS (Emergency Alert System) applications, or any application requiring splitting of an ASI signal. The ASI-4 can be deployed in a daisy-chain configuration to provide additional outputs as required. Modular design allows installation of up to six units in 2RU.

- Compact design allows 6 modules in a 2 RU rack chassis
- DVB ASI Input complies with DVB ASI standards
- Cascadable


Section 3 - ASI-4 Unit

Front Panel



- Status Indicator -**
ON - Normal condition with Power and ASI input present.
Blinking - Indicates there is no ASI input.
OFF - Indicates there is no Power applied.


Rear Panel



- Power** - 3-pin female connector to receive power cable from the MIPS-12 power supply.
- ASI IN** - BNC connector for ASI (Asynchronous Serial Interface) input.
- ASI OUT** - BNC connectors for ASI (Asynchronous Serial Interface) output.

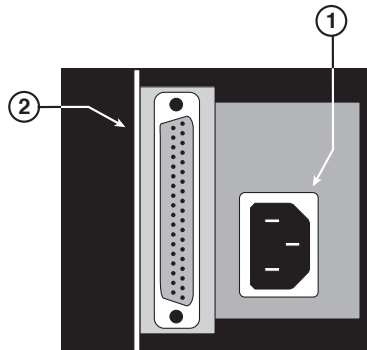
3.1 Rack Chassis and Power Supply Units

MIRC-12V Chassis with MIPS-12D Power Supply



MIPS-12D Power Supply Connections

All the connectors on the power supply are located on the rear panel.



- AC Input** - 100-240 VAC 50/60 Hz
- DC Output** - The polarized D connector provides 12 sets of +12 VDC, +5 VDC and ground cables for the modules. Only 6 sets are used when the chassis is populated with 6 ASI-4 units.

3.2 Product Specification

INPUT

Connector:	1x BNC (rear panel)
Standard:	DVB-ASI; EN 50083-9
Transport Rate:	270 Mbps
Level Range:	720 to 950 mVpp (800 mVpp nominal)
Impedance:	75 Ω

OUTPUT

Connector:	4x BNC (rear panel)
Standard:	DVB-ASI; EN 50083-9
Transport Rate:	270 Mbps
Level:	800 mVpp
Impedance:	75 Ω

GENERAL

Dimensions (W x D x H)	
ASI-4 Module:	2.3 x 7.5 x 3.5 inches (58 x 191 x 89 mm)
MIPS-12D Power Supply:	4.2 x 7.5 x 3.5 inches (106 x 191 x 89 mm)
MIRC-12V Rack Chassis:	19.0 x 12.0 x 3.5 inches (483 x 305 x 89 mm)
Power	
ASI-4 Module:	5 VDC @ 540 mA
MIPS-12D:	110/220 VAC 50/60 Hz input, 5/12 VDC output
Power Dissipation	
ASI-4 Module:	2.75 W
Weight	
ASI-4 Module:	1.0 lb (0.5 kg)
Fully Loaded Chassis:	16.4 lbs (7.5 kg)
Operating Temperature:	32 to 122 °F (0 to 50 °C)
Storage Temperature:	-13 to 158 °F (-25 to 70 °C)
Operating Humidity:	0 to 95% RH @ 35 °C max, non-condensing
Storage Humidity:	0 to 95% RH @ 35 °C max, non-condensing

ALARMS/MONITORING/CONTROL

Input Status Indicator:	Front Panel, Green LED
--------------------------------	------------------------

Limited Warranty

Blonder Tongue Laboratories, Inc. (BT) will at its sole option, either repair or replace (with a new or factory reconditioned product, as BT may determine) any product manufactured by BT which proves to be defective in materials or workmanship or fails to meet the specifications which are in effect on the date of shipment or such other specifications as may have been expressly agreed upon in writing (i) for a period of one (1) year from the date of original purchase (or such shorter period of time as may be set forth in the license agreement specific to the particular software being licensed), with respect to iCentral™ (hardware and software) and all other software products (including embedded software) licensed from BT, (ii) for a period of one (1) year from the date of original purchase, with respect to all MegaPort™, IPTV products, and fiber optics receivers, transmitters, couplers and integrated receiver/distribution amplifiers (including TRAILBLAZER™, RETRO-LINX™ and TWIN STAR™ products) as well as for DigiCipher ® satellite receivers, and (iii) for a period of three (3) years from the date of original purchase, with respect to all other BT products. Notwithstanding the foregoing, in some cases, the warranty on certain proprietary sub-assembly modules manufactured by third-party vendors and contained in BT products and on certain private-label products manufactured by third-parties for resale by BT are of shorter duration or otherwise more limited than the standard BT limited warranty. In such cases, BT's warranty with respect to such third-party proprietary sub-assembly modules and private-label products will be limited to the duration and other terms of such third-party vendor's warranty. In addition, certain products, that are not manufactured but are resold by BT, carry the original OEM warranty for such products. The limited warranty set forth in this paragraph does not apply to any product sold by BT, which at the time of sale constituted a Refurbished/Closeout Product.

(b) BT will at its sole option, either repair or replace (with a new or factory-reconditioned product, as BT may determine) any product sold by BT which at the time of sale constituted a refurbished or closeout item ("Refurbished/Closeout Product"), which proves to be defective in materials or workmanship or fails to meet the specifications which are in effect on the date of shipment or such other specifications as may have been expressly agreed upon in writing, for a period of ninety (90) days from the date of original purchase. Notwithstanding the foregoing, in some cases the warranty on third party software and on certain proprietary sub-assembly modules manufactured by third-party vendors and contained in BT products and on certain private-label products manufactured by third-parties for resale by BT are of shorter duration or otherwise more limited than the BT limited warranty for Refurbished/Closeout Products. In such cases, BT's warranty for Refurbished/Closeout Products constituting such third party software, third-party proprietary sub-assembly modules and private-label products will be limited to the duration and other terms of such third-party vendor's warranty. In addition, notwithstanding the foregoing, (i) certain Refurbished/Closeout Products that are not manufactured (but are resold) by BT, carry the original OEM warranty for such products, which may be longer or shorter than the BT limited warranty for Refurbished/Closeout Products. All sales of Refurbished/Closeout Products are final.

To obtain service under this warranty, the defective product, together with a copy of the sales receipt or other satisfactory proof of purchase and a brief description of the defect, must be shipped freight prepaid to: Blonder Tongue Laboratories, Inc., One Jake Brown Road, Old Bridge, New Jersey 08857.

This warranty does not cover damage resulting from (i) use or installation other than in strict accordance with manufacturer's written instructions, (ii) disassembly or repair by someone other than the manufacturer or a manufacturer-authorized repair center, (iii) misuse, misapplication or abuse, (iv) alteration, (v) lack of reasonable care or (vi) wind, ice, snow, rain, lightning, or any other weather conditions or acts of God.

OTHER THAN THE WARRANTIES SET FORTH ABOVE, BT MAKES NO OTHER WARRANTIES OR REPRESENTATIONS OF ANY KIND, EXPRESS OR IMPLIED, AS TO THE CONDITION, DESCRIPTION, FITNESS FOR A PARTICULAR PURPOSE, MERCHANTABILITY, OR AS TO ANY OTHER MATTER, AND SUCH WARRANTIES SUPERSEDE ANY ORAL OR WRITTEN WARRANTIES OR REPRESENTATIONS MADE OR IMPLIED BY BT OR BY ANY OF BT'S EMPLOYEES OR REPRESENTATIVES, OR IN ANY OF BT'S BROCHURES MANUALS, CATALOGS, LITERATURE OR OTHER MATERIALS. IN ALL CASES, BUYER'S SOLE AND EXCLUSIVE REMEDY AND BT'S SOLE OBLIGATION FOR ANY BREACH OF THE WARRANTIES CONTAINED HEREIN SHALL BE LIMITED TO THE REPAIR OR REPLACEMENT OF THE DEFECTIVE PRODUCT F.O.B. SHIPPING POINT, AS BT IN ITS SOLE DISCRETION SHALL DETERMINE. BT SHALL IN NO EVENT AND UNDER NO CIRCUMSTANCES BE LIABLE OR RESPONSIBLE FOR ANY CONSEQUENTIAL, INDIRECT, INCIDENTAL, PUNITIVE, DIRECT OR SPECIAL DAMAGES BASED UPON BREACH OF WARRANTY, BREACH OF CONTRACT, NEGLIGENCE, STRICT TORT LIABILITY OR OTHERWISE OR ANY OTHER LEGAL THEORY, ARISING DIRECTLY OR INDIRECTLY FROM THE SALE, USE, INSTALLATION OR FAILURE OF ANY PRODUCT ACQUIRED BY BUYER FROM BT.

All claims for shortages, defects, and non-conforming goods must be made by the customer in writing within five (5) days of receipt of merchandise, which writing shall state with particularity all material facts concerning the claim then known to the customer. Upon any such claim, the customer shall hold the goods complained of intact and duly protected, for a period of up to sixty (60) days. Upon the request of BT, the customer shall ship such allegedly non-conforming or defective goods, freight prepaid to BT for examination by BT's inspection department and verification of the defect. BT, at its option, will either repair, replace or issue a credit for products determined to be defective. BT's liability and responsibility for defective products is specifically limited to the defective item or to credit towards the original billing. All such replacements by BT shall be made free of charge f.o.b. the delivery point called for in the original order. Products for which replacement has been made under the provisions of this clause shall become the property of BT. Under no circumstances are products to be returned to BT without BT's prior written authorization. BT reserves the right to scrap any unauthorized returns on a no-credit basis. Any actions for breach of a contract of sale between BT and a customer must be commenced by the customer within thirteen (13) months after the cause of action has accrued. A copy of BT's standard terms and conditions of sale, including the limited warranty, is available from BT upon request. Copies of the limited warranties covering third-party proprietary sub-assembly modules and private-label products manufactured by third-parties are also available from BT on request. DigiCipher ® is a registered trademark of Motorola Corp. (Rev 0509)



**BLONDER
TONGUE**
LABORATORIES, INC.

One Jake Brown Road
Old Bridge, NJ 08857-1000 USA
(800) 523-6049 • (732) 679-4000 • FAX: (732) 679-4353
www.blondertongue.com