

HDMI to SDI Converter

HSC



Thank you for purchasing HSC

HSC, a perfect solution for converting HDMI signal to SDI signal. It enables PC or video camera with HDMI port to be connected to digital display with SDI port easily and conveniently.

Check your package

Check the package and make sure you have everything:

Contents

- (1) HSC – HDMI to SDI Converter
- (2) +12V DC Power supply x 1pc
- (3) User's Guide

If any of these items are missing in your package, contact OPHIT or your supplier for support.


NOTE: Package content may differ if you have placed a special order or placed order from anywhere other than OPHIT CO., LTD. OPHIT CO., LTD. reserves the right to make changes without further notice to a product described herein to improve reliability, design, packaging or function.

이 기기는 업무용(A급)으로 전자파 적합등록 한 기기이오니 판매자 또는 사용자는 이 점을 주의하시기 바라며 가정 외의 지역에서 사용하는 것을 목적으로 합니다.

Installation


Installation Steps:

1. Connect the included +12V DC power supply to HSC and check power LED indicator become active.
2. Connect the source device such as video camera or PC to HDMI input port.
3. Connect the display devices to SDI output ports.



Installation

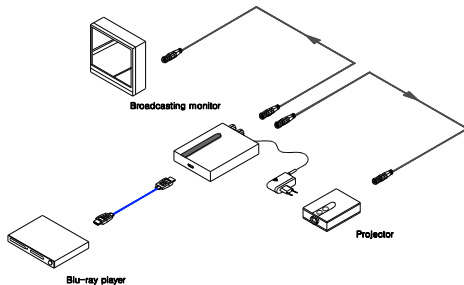
5. Active LED indicator will glow orange color.



Supporting Video Format
720 x 480i @ 60Hz
1280 x 720p @ 50Hz
1280 x 720p @ 60Hz
1920 x 1080i @ 50Hz
1920 x 1080i @ 60Hz
1920 x 1080p @ 24Hz
1920 x 1080p @ 25Hz
1920 x 1080p @ 30Hz
1920 x 1080p @ 50Hz
1920 x 1080p @ 60Hz

Solid orange LED light on the Active indicator means all devices have been connected to Input/output port and converter identified input signal.
Blinking orange LED light on the Active indicator means source device has been connected to Input port but it has a resolution that's not supported on HSC. Please check resolution list on the bottom of converter and change to supporting resolution.

Application



Warranty

We, OPHIT hereby warrant the final purchase of our product as follows.
In the case of troubles on our products, please contact the shop purchased.

One year limited warranty

Our customers have right to be served with free of charge when there is trouble in this product during 1(one) year from the day purchased.

Out of warranty services

When you request services (in the case of non manufacturing defects but the troubles by misuse), may served with charge as follows.

- Defects of products caused by accident, disaster.
- Damages of products caused by the customer's carelessness or mistaken application.
- Damages of products caused by the application of the parts or products not supplied or sold by our company.
- Damages of products and related defects caused by not our staff or the men or group not nominated by us for services.

The interchanged parts and products for maintenance services shall be replaced as new parts and products operating normally, and the inter-changed parts and products shall be subjected to our company.



RMA Request Form

RMA No.:

Customer Name:		Return Date:	
Company Name:		Phone:	
Model Name:		E-Mail:	
Serial No:		Place of Purchase:	
Address: (For RMA Return)			
RMA details: (Please describe RMA status, application used and failure symptom)			

Technical and Sales Support

KOREA HQ

OPHIT CO., LTD.

3F Suntechnovil, 5-27 Mangpo-Dong, Youngtong-Gu, Suwon-City,
Kyunggi-Do, Korea (443-400)

Tel: + 82 (0)31 695 5543

Fax: + 82 (0)31 695 5545

E-Mail

support@ophit.com

Regional Office

USA

Foreseeson Custom Display

2210E, Winston Road Anaheim,
CA 92806 USA

Tel: +1-714-300-0540

Fax : +1-714-300-0546

E-mail: sshin@foreseesonusa.com

UK

Foreseeson UK Ltd

Unit 2Kingsmill Business Park, Chapel Mill Rd.
Kingston Upon Thames, Surrey; KT1 3GZ; UK

Tel : +44 (0)208 546 1047

Fax : +44(0) 208 546 3931

E-mail: jasonkwon@foreseeson.de

Europe

Foreseeson GmbH

Benzstr. 9, 61352 Bad
Homburg Germany

Tel.: +49 (0)6172 185310 20

Fax: +49 (0)6172 185310 11

E-mail: christianelfert@foreseeson.de

www.ophit.com

