

SB-565xU2

1x2 HDMI 4K2K Distribution Amplifier
1x4 HDMI 4K2K Distribution Amplifier
1x8 HDMI 4K2K Distribution Amplifier



IMPORTANT WARRANTY INFORMATION.

If you remove the HDMI screw posts, you must use the provided HDMI Locking Post replacement screws to keep the internal HDMI jack secure. Removing the HDMI screws without installing the HDMI Locking Post replacement screws will void your warranty.





SAFETY INFORMATION



1. To ensure the best results from this product, please read this manual and all other documentation before operating your equipment. Retain all documentation for future reference.
2. Follow all instructions printed on unit chassis for proper operation.
3. To reduce the risk of fire, do not spill water or other liquids into or on the unit, or operate the unit while standing in liquid.
4. Make sure power outlets conform to the power requirements listed on the back of the unit. Keep unit protected from rain, water and excessive moisture.
5. Do not attempt to clean the unit with chemical solvents or aerosol cleaners, as this may damage the unit. Dust with a clean dry cloth.
6. Do not use the unit if the electrical power cord is frayed or broken. The power supply cords should be routed so that they are not likely to be walked on or pinched by items placed upon or against them, paying particular attention to cords and plugs, convenience receptacles, and the point where they exit from the appliance.
7. Do not force switched or external connections in any way. They should all connect easily, without needing to be forced.
8. Always operate the unit with the AC ground wire connected to the electrical system ground. Precautions should be taken so that the means of grounding of a piece of equipment is not defeated.
9. AC voltage must be correct and the same as that printed on the rear of the unit. Damage caused by connection to improper AC voltage is not covered by any warranty.
10. Turn power off and disconnect unit from AC current before making connections.
11. Never hold a power switch in the "ON" position.
12. This unit should be installed in a cool dry place, away from sources of excessive heat, vibration, dust, moisture and cold. Do not use the unit near stoves, heat registers, radiators, or other heat producing devices.
13. Do not block fan intake or exhaust ports. Do not operate equipment on a surface or in an environment which may impede the normal flow of air around the unit, such as a bed, rug, carpet, or completely enclosed rack. If the unit is used in an extremely dusty or smoky environment, the unit should be periodically "blown free" of foreign dust and matter.
14. To reduce the risk of electric shock, do not remove the cover. There are no user serviceable parts inside. Refer all servicing to qualified service personnel. There are no user serviceable parts inside.
15. When moving the unit, disconnect input ports first, then remove the power cable; finally, disconnect the interconnecting cables to other devices.
16. Do not drive the inputs with a signal level greater than that required to drive equipment to full output.
17. The equipment power cord should be unplugged from the outlet when left unused for a long period of time.
18. Save the carton and packing material even if the equipment has arrived in good condition. Should you ever need to ship the unit, use only the original factory packing.
19. Service Information Equipment should be serviced by qualified service personnel when:
 - A. The power supply cord or the plug has been damaged.
 - B. Objects have fallen, or liquid has been spilled into the equipment.
 - C. The equipment has been exposed to rain.
 - D. The equipment does not appear to operate normally, or exhibits a marked change in performance.
 - E. The equipment has been dropped, or the enclosure damaged.

TABLE OF CONTENTS

HDMI-4K2K@60Hz Distribution Amplifier Series

Thank you for purchasing the SB-5652U2/SB-5654U2/SB-5658U2 HDMI Distribution Amplifier. You will find this unit easy to install and highly reliable but it is essential that you read this manual thoroughly before attempting to use these HDMI 4K2K@60Hz Distribution Amplifiers.

CONTENTS

INTRODUCTION & CONTENTS	1
FEATURES & INSTALLING DIAGRAM	2
SPECIFICATIONS.....	3
FRONT/REAR PANEL I/O INSTRUCTION	3

INTRODUCTION

The SB-565xU2 is professional 1x2, 1x4, or 1x8 Distribution Amplifier designed to split (1) HDMI source to (2), (4), or (8) 4K UHD displays. HDCP 2.2 compliant, these units support up to Ultra HD 4K at 30/50/60Hz (2160p), 1080p, 3D, supporting 4:4:4 YUV color space with HDR and 4K/60Hz. With super bandwidth of 18Gbps, these splitters can be used typically with displays and projectors supporting the latest HDMI 2.0 and HDCP 2.2 for ultimate reproduction of the video signal without any loss and attenuation. Supports HDMI 2.0 /1.4 and HDCP 2.2/1.4, Dolby Atmos, DTS: X, DTS-HD Master Audio, PCM7.1, Dolby TrueHD. Resolution up to 4K@60Hz (4:4:4) 8bit with manual EDID to choose the resolution you need.

PACKAGE CONTENTS

Check that you have the following components:

- SB-565xU2 Distribution Amplifier
- HDMI Locking Post Replacement Screws
- Users Guide
- Power Supply: DC12V, 1A, (Worldwide Universal 100~240VAC, AC 50/60Hz)

SAFETY PRECAUTIONS

Please read all instructions before attempting to unpack, install or operate this equipment and before connecting the power supply. Please keep the following in mind as you unpack and install this equipment:

- Always follow basic safety precautions to reduce the risk of fire, electrical shock and injury to persons.
- To prevent fire or shock hazard, do not expose the unit to rain, moisture or install this product near water.
- Never spill liquid of any kind on or into this product.
- Never push an object of any kind into this product through any openings or empty slots in the unit, as you may damage parts inside the unit.
- Do not attach the power supply cabling to building surfaces.
- Use only the supplied power supply unit (PSU). Do not use the PSU if it is damaged.
- Do not allow anything to rest on the power cabling or allow any weight to be placed upon it or any person walk on it.
- To protect the unit from overheating, do not block any vents or openings in the unit housing that provide ventilation and allow for sufficient space for air to circulate around the unit.

DISCLAIMERS

The information in this manual has been carefully checked and is believed to be accurate. We assume no responsibility for any infringements of patents or other rights of third parties which may result from its use.

We assume no responsibility for any inaccuracies that may be contained in this document. We make no commitment to update or to keep current the information contained in this document.

We reserve the right to make improvements to this document and/or product at any time and without notice.

COPYRIGHT NOTICE

No part of this document may be reproduced, transmitted, transcribed, stored in a retrieval system, or any of its part translated into any language or computer file, in any form or by any means — electronic, mechanical, magnetic, optical, chemical, manual, or otherwise — without express written permission and consent.

© Copyright 2017. All Rights Reserved.

Version 1.0 DEC 2017



TRADEMARK ACKNOWLEDGMENTS

All products or service names mentioned in this document may be trademarks of the companies with which they are associated.

LOOK A PUPPY!! NOW READ THIS!!



IMPORTANT WARRANTY INFORMATION.

If you remove the HDMI screw posts, you must use the provided HDMI Locking Post replacement screws to keep the internal HDMI jack secure. Removing the HDMI screws without installing the HDMI Locking Post replacement screws will void your warranty.

FEATURES & INSTALLING DIAGRAM

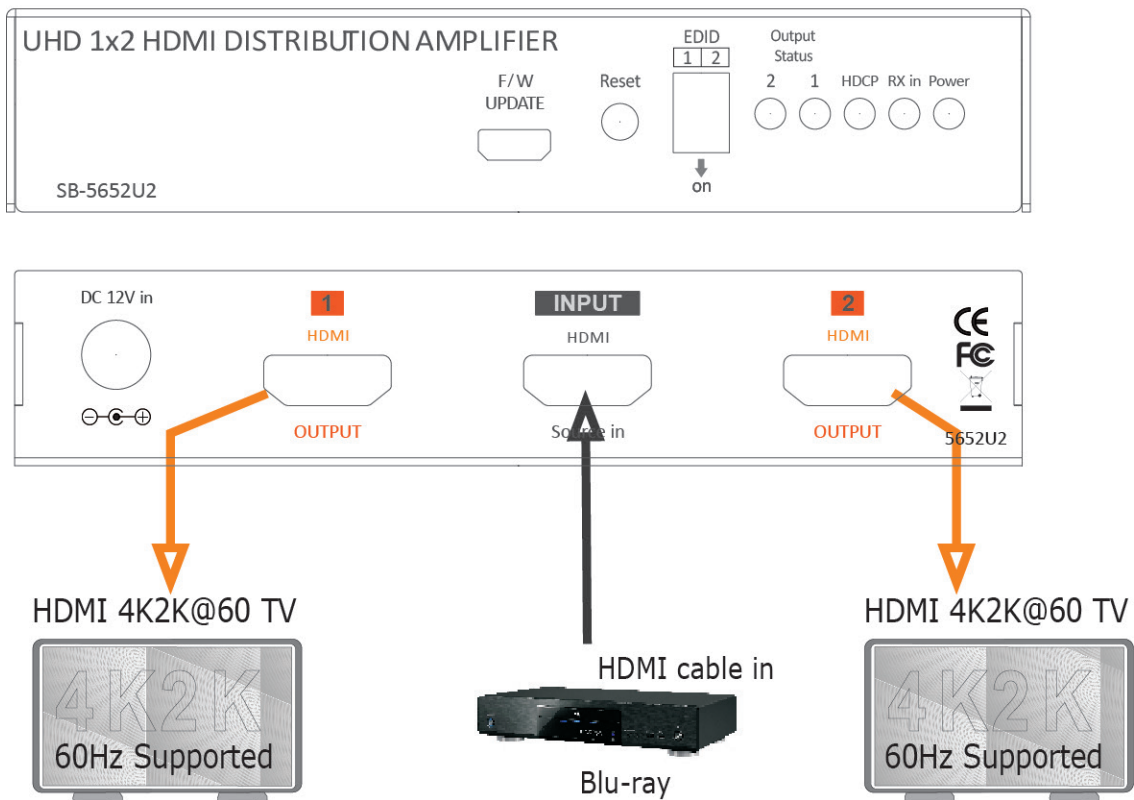
FEATURES

- (1) Input (1 Source) to (2), (4), or (8) Outputs (Displays) Distribution Amplifier
- Supports HDMI 2.0 with EDID HDCP 2.2 Compliant, Pixel clock up to 600MHz
- Supports up to Ultra HD 4K2K@60Hz (4:4:4) at 30/50/60Hz (2160p), 1080p, 3D
- Supports HDMI 1.3 and 1.4: Supports 3D and LPCM, Dolby-AC3, DTS7.1, DSD/Dolby TrueHD/DTS-HD master audio, Essentially all available audio options are supported
- Supports 1080p/60 & 4K/60Hz resolutions, YUV 4:4:4 color space w/ HDR 10
- High-bandwidth 18Gbps
- Supports EDID management
- Firmware update via micro USB

INSTALLING DIAGRAM

1. Update TX/RX chip Firmware via a PC USB
2. EDID mode selection
3. 4K2K@60Hz (4:4:4/8BIT)/(4:2:0/12BIT)

SB-5652U2



SPECIFICATIONS

SPECIFICATIONS

- **Type of HDMI Distribution Amplifier:** (1) Input (1 Source) to (2), (4), or (8) Outputs (Displays) HDMI
- **HDMI Support:** HDMI 2.0 /1.4 4K@60Hz (4:4:4) 8bit, 3D
- **HDCP / CEC Support:** HDCP HDCP 2.2/1.4 Compliant, CEC Compliant
- **Video Bandwidth:** Double Data Rates: 600MHz, Total 18Gbps bandwidth
- **Digital Video Support:** Ultra HD 4K at 30/50/60Hz (2160p), 1080p and YUV 4:4:4 color space w/ HDR 10
- **HDMI Input:** (1) HDMI 4K@60Hz (4:4:4) 8bit (HDMI or DVI digital source)
- **HDMI Outputs:** (2), (4), or (8) HDMI 4K@60Hz (4:4:4) 8bit (To Destination)
- **Audio Outputs:** LPCM, Dolby-AC3, DTS7.1, DSD/Dolby TrueHD/DTS-HD master audio
- **Controls:** EDID Function button on the front panel

- **Down Scaling To TV:**

Input	Output
4K60 RGB	→ 1080p RGB
4K60 YUV444	→ 1080p YUV444 (TV is Under 300MHz)
4K60 YUV444	→ 4K60 YUV 420 (TV is 300MHz)
4K60 YUV422	→ Not down scaling, just pass through, If output don't support, there is no image.
4K60 YUV420	→ 1080p YUV444
4K30 RGB	→ 1080p@30 RGB
4K30 YUV444	→ 1080p@30 YUV444

- **(4) I/O Status:**

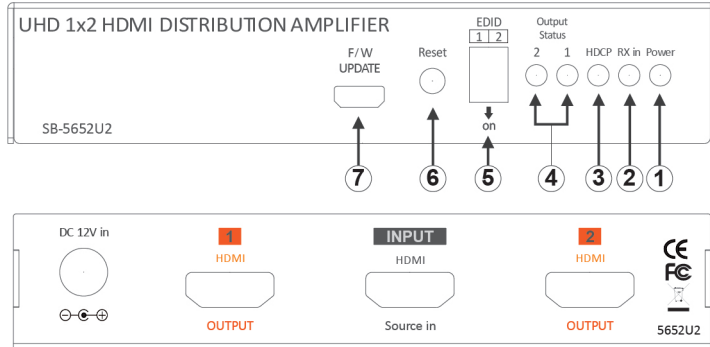
- Power LED indicates presence live signal
- Input LED indicates presence live signal
- HDCP LED indicates presence live signal
- Outputs status LEDs indicates presence of a live signal
- Select Embedded EDID modes
- Reset press button
- Firmware upgraded port
- **EDID Management:** Select Embedded EDID Modes:
 - Mode1: Full HD 1080p60Hz
 - Mode2: Copy Output-1
 - Mode3: Reserved
 - Mode4: 4K@60Hz
- **HDMI Signal Booster:**
 - Signal for 1080p Distance 98 feet (30M)
 - Signal for 4K2K Distance 32 feet (10M)
- **HDMI I/O Connector:** HDMI Type A - SMD 19pin Female Type
- **Temperature:** Operating Temperature 32°F - 100°F (0°C - 32°C)
- **Dimensions (LxWxH):**
 - **SB-5652U2:** 4.66 x 3.26 x 1 in (124x83x25mm)
 - **SB-5654U2:** 5.56 x 4.48 x 1 in (152x114x25mm)
 - **SB-5658U2:** 9.33 x 4.48 x 1 in (237x114x25mm)
- **Wall Mount:** 1 inch High wall mount pack, P/N: 1INCH-130mm (w/ wall mount pack)
- **Power Supply:** DC12V, 1A, Power Input 100~240 VAC 50/60Hz (universal switch Type Supply)
- **Safety Approvals:** CE, FCC, RoHS, REACH
- **Weight:** SB-5652U2: 0.85 Kgs / 1.87 lb / SB-5654U2: 1.65 Kgs / 3.65 lb / SB-5658U2: 2.75 Kgs / 6.05 lb

As product improvements are continuous, specifications are subject to change and without notice.

FRONT/REAR PANEL I/O INSTRUCTION

FRONT/REAR PANEL I/O INSTRUCTION

SB-5452U2

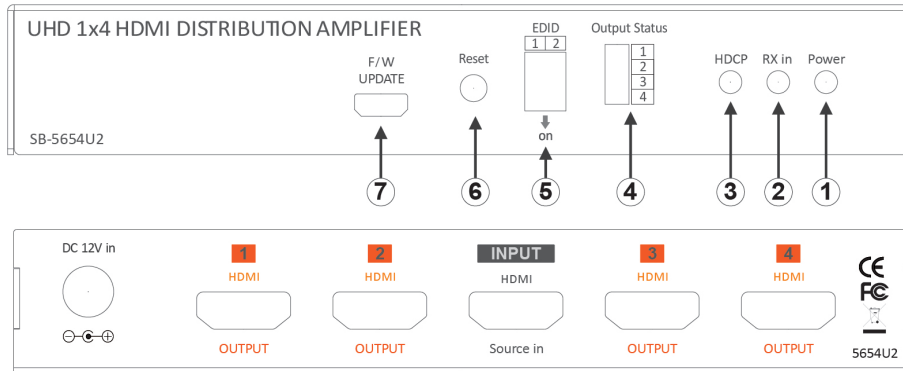


1. Power LED indicates presence live signal
2. RX In: HDMI input presence status
3. HDCP working status
4. HDMI outputs presence status
5. Select Embedded EDID Modes:

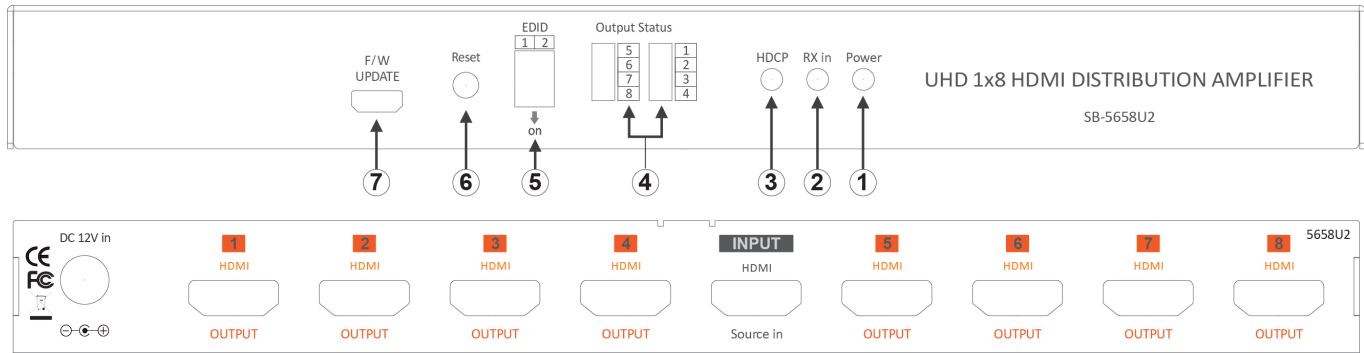
PIN1	PIN2	EDID Mode
OFF	OFF	Full HD
OFF	ON	Copy Input-1
ON	OFF	Reserved
ON	ON	Ultra HD

6. Reset button
7. Firmware upgraded

SB-5454U2



SB-5458U2



LIMITED WARRANTY

PLEASE READ THE FOLLOWING TERMS AND CONDITIONS CAREFULLY BEFORE USING THIS HARDWARE, COMPONENTS AND SOFTWARE PROVIDED BY, THROUGH OR UNDER SHINYBOWUSA, INC (COLLECTIVELY, THE "PRODUCT"). By using installing or using the Product, you unconditionally signify your agreement to these Terms and Conditions. If you do not agree to these Terms and Conditions, do not use the Product and return the Product to SHINYBOWUSA, Inc. at the return address set forth on the Product's packing label at your expense. SHINYBOWUSA, Inc. may modify these Terms and Conditions at anytime, without notice to you.

RESTRICTIONS ON USE OF THE PRODUCT

It is your responsibility to read and understand the installation and operation instructions, both verbal and in writing, provided to you with respect to the Product. You are authorized to use the Product solely in connection with such instructions. Any use of the Product not in accordance with such instructions shall void any warranty pertaining to the Product. Any and all damages that may occur in the use of the Product that is not strictly in accordance with such instructions shall be borne by you and you agree to indemnify and hold harmless SHINYBOWUSA, Inc. from and against any such damage.

The Product is protected by certain intellectual property rights owned by or licensed to SHINYBOWUSA. Any intellectual property rights pertaining to the Product are licensed to you by SHINYBOWUSA, Inc. and/or its affiliates, including any manufacturers or distributors of the Product (collectively, "SHINYBOWUSA") for your personal use only, provided that you do not change or delete any proprietary notices that may be provided with respect to the Product.

The Product is sold to you and any use of any associated intellectual property is deemed to be licensed to you by SHINYBOWUSA for your personal use only. SHINYBOWUSA does not transfer either the title or the intellectual property rights to the Product and SHINYBOWUSA retains full and complete title to the intellectual property rights therein. All trademarks and logos are owned by SHINYBOWUSA or its licensors and providers of the Product, and you may not copy or use them in any manner without the prior written consent of SHINYBOWUSA, which consent may be withheld at the sole discretion of SHINYBOWUSA.

The functionality and usability of the Product is controlled by SHINYBOWUSA, Inc. from its offices within the State of Texas, United States of America. SHINYBOWUSA makes no representation that materials pertaining to the Product are appropriate or available for use in other locations other than the shipping address you provided with respect thereto. You are advised that the Product may be subject to U.S. export controls.

DISCLAIMERS AND LIMITATION OF LIABILITY

SHINYBOWUSA may change or modify the Product at any time, from time to time.

THE PRODUCT IS PROVIDED "AS IS" AND WITHOUT WARRANTIES OF ANY KIND EITHER EXPRESS OR IMPLIED. SHINYBOWUSA DOES NOT WARRANT OR MAKE ANY REPRESENTATIONS REGARDING THE USE OR THE RESULTS OF THE USE OF THE PRODUCT'S CORRECTNESS, ACCURACY, RELIABILITY, OR OTHERWISE.

SHINYBOWUSA has no duty or policy to update any information or statements pertaining to the Product and, therefore, such information or statements should not be relied upon as being current as of the date you use the Product. Moreover, any portion of the materials pertaining to the Product may include technical inaccuracies or typographical errors. Changes may be made from time to time without notice with respect to the Product.

TO THE FULLEST EXTENT PERMISSIBLE PURSUANT TO APPLICABLE LAW, SHINYBOWUSA DISCLAIMS ALL WARRANTIES, EXPRESS OR IMPLIED, INCLUDING, BUT NOT LIMITED TO IMPLIED WARRANTIES OF MERCHANTABILITY, FITNESS FOR A PARTICULAR PURPOSE AND NON-INFRINGEMENT. SHINYBOWUSA DOES NOT WARRANT THE ACCURACY, COMPLETENESS OR USEFULNESS OF ANY INFORMATION WITH RESPECT TO THE PRODUCT. SHINYBOWUSA DOES NOT WARRANT THAT THE FUNCTIONS PERTAINING TO THE PRODUCT WILL BE ERROR-FREE, THAT DEFECTS WITH RESPECT TO THE PRODUCT WILL BE CORRECTED, OR THAT THE MATERIALS PERTAINING THERETO ARE FREE OF DEFECTS OR OTHER HARMFUL COMPONENTS. SHINYBOWUSA WILL USE ITS REASONABLE EFFORTS TO CORRECT ANY DEFECTS IN THE PRODUCT UPON TIMELY WRITTEN NOTICE FROM YOU NOT TO EXCEED 10 BUSINESS DAYS AFTER RECEIPT BY YOU OF THE PRODUCT, BUT YOU (AND NOT SHINYBOWUSA) ASSUME THE ENTIRE COST OF ALL NECESSARY SERVICING, REPAIR AND CORRECTION THAT WAS CAUSED BY YOU UNLESS OTHERWISE AGREED TO IN A SEPARATE WRITING BY SHINYBOWUSA.

UNDER NO CIRCUMSTANCES, INCLUDING, BUT NOT LIMITED TO, NEGLIGENCE, SHALL SHINYBOWUSA BE LIABLE FOR ANY SPECIAL OR CONSEQUENTIAL DAMAGES THAT RESULT FROM THE USE OF, OR THE INABILITY TO USE THE PRODUCT IN ACCORDANCE WITH ITS SPECIFICATIONS, EVEN IF SHINYBOWUSA OR ITS REPRESENTATIVES HAVE BEEN ADVISED OF THE POSSIBILITY OF SUCH DAMAGES. IN NO EVENT SHALL SHINYBOWUSA'S TOTAL LIABILITY TO YOU FROM ALL DAMAGES, LOSSES, AND CAUSES OF ACTION (WHETHER IN CONTRACT, OR OTHERWISE) EXCEED THE AMOUNT YOU PAID TO SHINYBOWUSA, IF ANY, FOR THE PRODUCT.

END OF DOCUMENT

122 Rose Ln. Suite 303 | Frisco, Texas 75034

1-877-SHINY-USA

1-877-744-6987

1-972-377-2508

sales@shinybowusa.com

www.shinybowusa.com

SHINYBOW™ USA
MULTIMEDIA AUDIO AND VISUAL