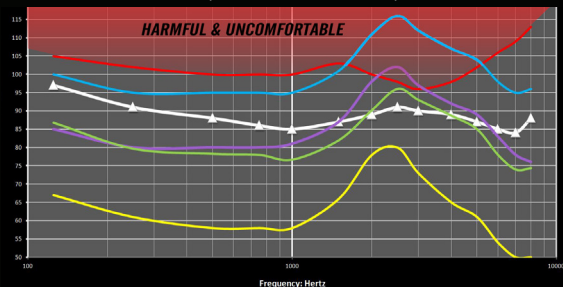


YOUR HEARING **CLEARLY** MATTERS™



ATTENUATION COMPARISON

TYPICAL 95dB SPL MUSIC CONCERT
(dB SPL at Eardrum)



- EARASERS EARPLUG
- NATURAL EAR RESONANCE
- 15 DECIBEL CUSTOM EARPLUG
- 15 DECIBEL GENERIC EARPLUG
- FOAM EARPLUG

PERSONA MEDICAL © 2016
US PATENT #8,800,712
INTERNATIONAL PATENT PENDING

Earasers don't plug up your ears and muffle sound like conventional earplugs.

- Reduces up to 19dB of dangerous high frequency sounds
- The World's first flat frequency response earplug [+/- 4.5dB; 125Hz-8KHz]
- Smart Seal™ technology ensures the perfect fit
- Comfortable and Reusable
- No Plugged Up Feeling
- Made of Soft Silicone
- Replaces custom earplugs

Frequencies (Hz)

125	250	500	1000	2000	3150	4000	6300	8000
-----	-----	-----	------	------	------	------	------	------

Attenuation Mean (dB)

2.7	3.2	1.2	6.7	14.9	19.2	16.7	14.8	11
3.5	3.1	6.5	4.2	5.3	4.0	3.7	4.8	3.8

Standard Deviation (dB)

Noise Reduction Rating 5 DECIBELS
(WHEN USED AS DIRECTED)

THE RANGE OF NOISE REDUCTION RATINGS FOR EXISTING HEARING PROTECTORS IS APPROXIMATELY 0 TO 30 (HIGHER NUMBERS DENOTE GREATER EFFECTIVENESS)

Persona Medical
Casselberry, FL 32707

MUSICIAN EARPLUGS

Federal law prohibits removal of this label prior to purchase

LABEL REQUIRED BY U.S. EPA. REGULATION 40 CFR Part 211, Subpart B.

PERSONA
MEDICAL

WWW.EARASERS.NET
IB/EARM1/1 ©2016

earasers™
Musician's Hi-Fi Earplugs



COMFORTABLE AND REUSABLE

WARNINGS

- **Keep out of reach of young children.**
- The Earasers product and packaging contains small parts, which can be swallowed.
- Not to be used in any OSHA noise abatement program or Industrial, Military, or commercial exposure.
- **Not to be used with any firearms.**
- Do not use in any situation which requires listening and personal safety awareness.
- Earasers are for recreational use only.
- If you experience ANY ringing or muffled feeling in your ears after use, please choose an earplug with a higher reduction rating.
- Get annual hearing checkups from an Audiologist or Hearing Specialist if you use earplugs.
- Do not use for swimming.



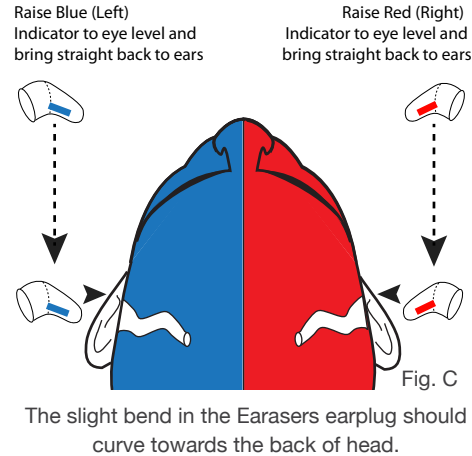
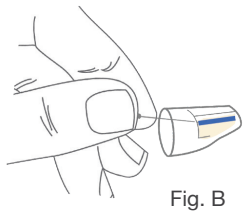
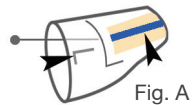
Inserting Earasers:

1. Make sure your ears and Earasers are clean.
2. Blue is for the Left ear and red is for the Right ear. The proper side is also marked on the inside of the ear plug with an R or an L. (Fig. A)
3. Hold string with your index finger and thumb. (Fig. B) Raise the earplug up so that the line guide is parallel to the floor at eye level. Bring the earplug straight back and guide into your ear canal. (Fig. C)
4. Let go of the string. With your pointer finger, gently insert into your ear canal while wiggling your finger in an up/down motion. Push on the silicone until you feel resistance or until your own voice sounds louder to you. **A deep seal will offer the best results.**

Tip: Moistening the ear tip may ease insertion.
Opening and closing your jaw may also help.

Removing Earasers:

Simply hold the pull string with your thumb and index finger and pull outward.



Cleaning and Maintenance:

We recommend regular cleaning of your Earasers earplugs to ensure they work as effectively as possible. To remove ear wax from the earplug, use a soft bristle brush such as a toothbrush. Cleaning tools and germicidal cleaning wipes are available on our website or at participating stores. A soft, damp cloth may be used to clean around the outside of your earplugs. Store the Earasers in the container provided.

Do not use any chemicals as these can have a detrimental effect on the product or that are known to be harmful humans. Do not put any items into filters as this may cause damage.

Warranty Information

Earasers come with a 1 year warranty from the date of purchase. Persona Medical will replace the defective product free of charge.

Warranty claims can only be made when copy of original receipt and the in-warranty product is submitted to Persona Medical. Warranty is void if the product is damaged or becomes defective due to inappropriate use. A charge may be added for shipping and handling.

Any implied warranties, including any implied warranties of merchantability or fitness for a particular purpose, are limited in duration and expire at the termination date of this written warranty, including any extension which might apply due to the purchase of an extended warranty.

The liability of Persona Medical under this Warranty or under any implied warranty of merchantability or fitness for a particular purpose is limited to repair or replacement of the earplug.

All other obligations or liabilities, including liability for special, incidental or consequential damages on the part of Persona Medical, are hereby excluded.

NRR (Noise Reduction Rating)

E.P.A. NOTICE:

The level of noise entering a person's ear, when hearing protector is worn as directed, is closely approximated by the difference between the A-weighted environmental noise level and the NRR (ANSI Std. S319-1974). Example: The environmental noise level as measured at the ear is 92 dBA. The NRR is (value on label) (dB). The level of noise entering the ear is approximately equal to [92 dB(A) - NRR] dB(A).

Caution: For noise environments dominated by frequencies below 500 Hz the C-weighted environmental noise level should be used.

Although hearing protectors can be recommended for protection against the harmful effects of impulsive noise, the Noise Reduction Rating (NRR) is based on the attenuation of continuous noise and may not be an accurate indicator of the protection attainable against impulsive noise such as gunfire.

"Improper fit of this device will reduce its effectiveness in attenuating noise. Consult the enclosed instructions for proper fit."

Attenuation data was obtained in accordance with ANSI Standard S3.19-1974 in an independent university testing laboratory at Virginia Tech.