



SIMPLE, EASY

ATLONA



ATLONA

COMPONENT VIDEO & ANALOG /  
DIGITAL AUDIO CAT5 EXTENDER  
WITH CHAINABLE OUTPUT

USER MANUAL

MODELS:

AT-COMP300SL, AT-COMP300RL



## TABLE OF CONTENTS

1. Introduction	.....	1
2. Installation	.....	2
3. Specifications	.....	4
4. Installation Tips	.....	5
5. Safety Informations	.....	6
6. Warranty	.....	7

This Extension system is designed for Component Video +Stereo Audio, Digital Audio signal over cost effective CAT5 cable instead of Component Video and Audio cable. AT-COMP300RL receiver has a built in chainable output to cascade the other receiver for working range over 1000ft (300 meters). It is the optimum video performance under long cable run and perfect for multiple monitor display.

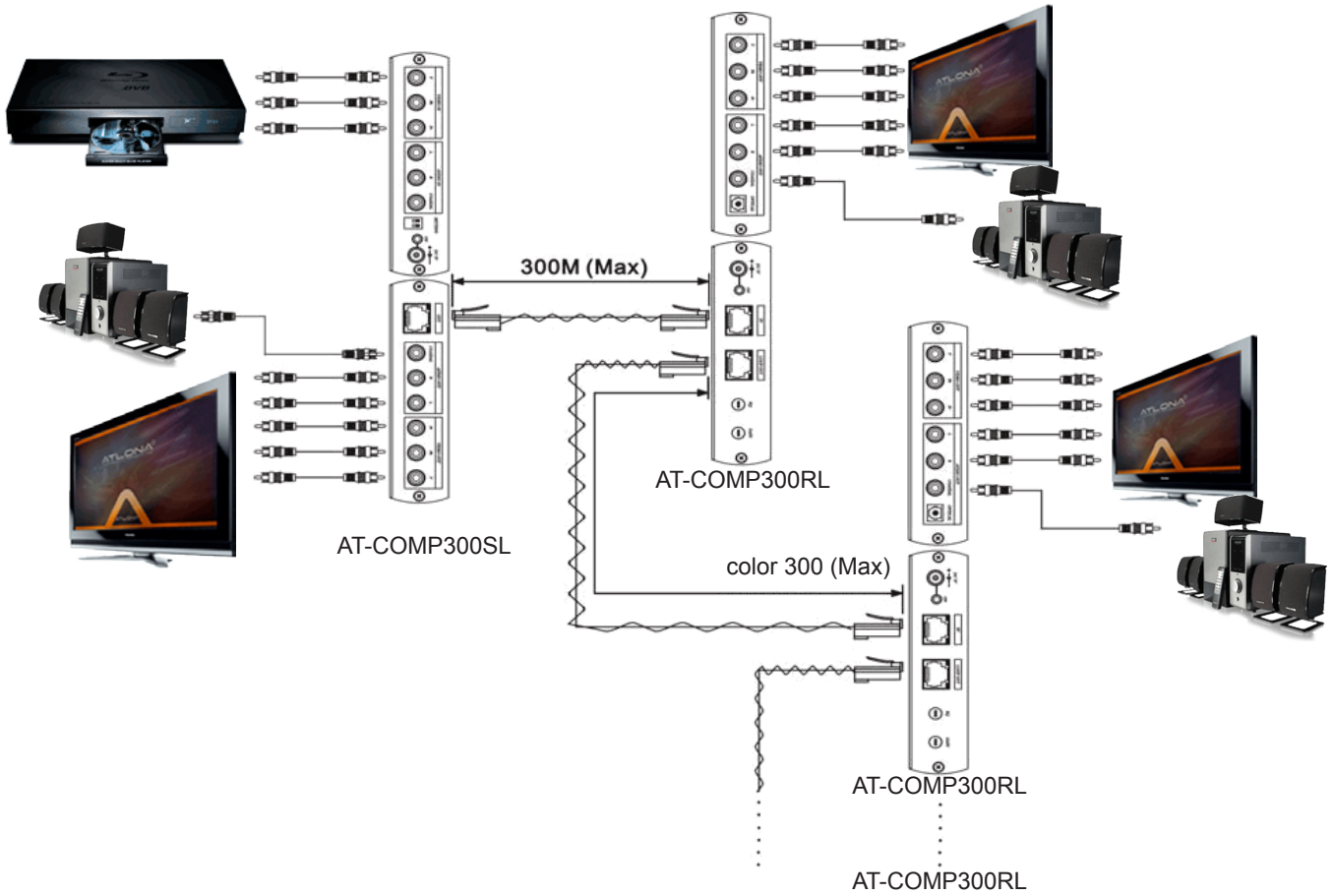
This AV Extender is smart, fast and cost-effective, eliminating costly and bulky Component Video and Audio cable and is the most efficient way to move multimedia content from player to display. Used in pairs, the Component Video & Audio Extender is used in shopping malls, public address systems, airports, train & bus station, boardrooms, trade shows and computer based training application.

### **AT-COMP300SL (SENDER UNIT ): 1 IN 2 OUT COMPONENT VIDEO WITH STEREO AUDIO CAT5 EXTENDER WITH CHAINABLE FUNCTION**

- Extends Component Video and analog / digital audio over one UTP CAT5 cable.
- Supports analog stereo audio and digital audio.
- Digital transmission on analog stereo audio for eliminating sound distortion. (Dolby Digital, AC3, DTS passed through)
- Supports hi resolution up to 1080p.
- Long range transmission up to 300 meters (Max.)
- Dual output: 1 Component Video loop output for local, plus 1 x CAT5 RJ45 output for remote side.
- Built in equalization, gain adjustment, chainable CAT5 output at remote unit.
- Remote unit can be daisy chained to another AT-COMP300RL receiver to extend working range over 300 meters.
- Application for airports, train & bus stations, window display, trades shows and an exhibitions.

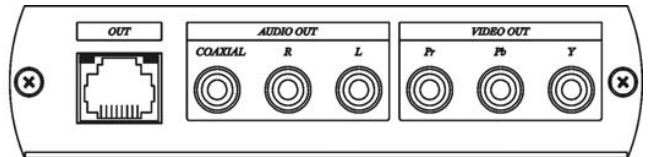
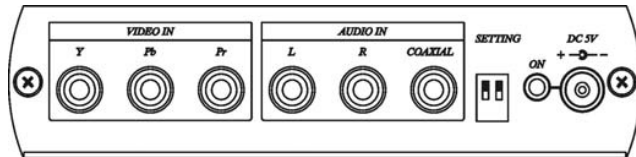
### **AT-COMP300RL ( RECEIVER UNIT ) COMPONENT VIDEO WITH STEREO AUDIO CAT5 EXTENDER – CHAINABLE FUNCTION**

- Works with AT-COMP300SL as receiver for extra remote component Video display equipment.
- It can be daisy chained for another AT-COMP300RL to an extended working range over 300 meters and multiple displays.
- Built in equalization, gain adjustment.
- Supports up to 1080p.
- Built in LPCM 44.1K / 48K 16Bit stereo audio decode function, digital & analog audio can be output simultaneously.
- Supports Dolby Digital (AC3) & DTS digital output.

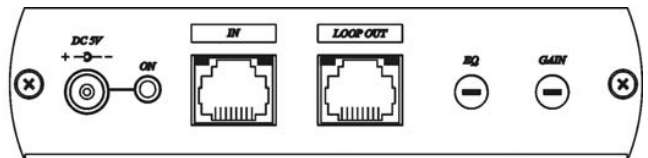
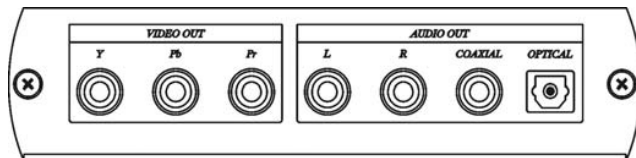


**PANEL VIEW:**

AT-COMP300SL



AT-COMP300RL



**Cable:**

Video Link cable using hi quality CAT5E UTP/STP or CAT6 UTP cable. Please note:STP cable can not only enhance noise rejection, but also lessen transmission range and picture sharpness quality.

**RJ45 Define:**

Link Cable (TIA/EIA-568-B )

No.	Color	Signal
1.	Orange-white	Video Pr+
2.	Orange	Video Pr-
3.	Green-white	Video Y+
4.	Blue	Audio -
5.	Blue-white	Audio +
6.	Green	Video Y-
7.	Brown-white	Video Pb+
8.	Brown	Video Pb-

**AT-COMP300SL Switch Setting::****DIP Switcher Setting:**

- 1            Audio Source Select
- ↑            Stereo audio input (Analog)
- ↓            Digital Audio input (Coaxial)
- 2            Analog Sampling Frequency
- ↑            48Khz
- ↓            44Khz

**AT-COMP300SL LED indication:**

Blue power on/off

Link Cable Connector:

Green: Digital audio signal setup

Yellow: Analog Sampling Frequency, ON = 48Khz, OFF = 44Khz

**AT-COMP300RL Adjustment:**

EQ equalization (sharpness)

Gain signal boost (brightness)

\* Recommend to adjust the EQ trimmer to the right end, then slightly turn to left side for the best picture quality. Improper adjustment can cause picture to become unstable, even resulting in no picture display.

**AT-COMP300RL LED Indication:**

Blue Power on/off

Link Cable Connector:

Green: Digital audio signal setup

**Caution:**

The cabling must remain away from any equipment with electromagnetic wave, i.e.: microwave, radio equipment, high voltage lines.

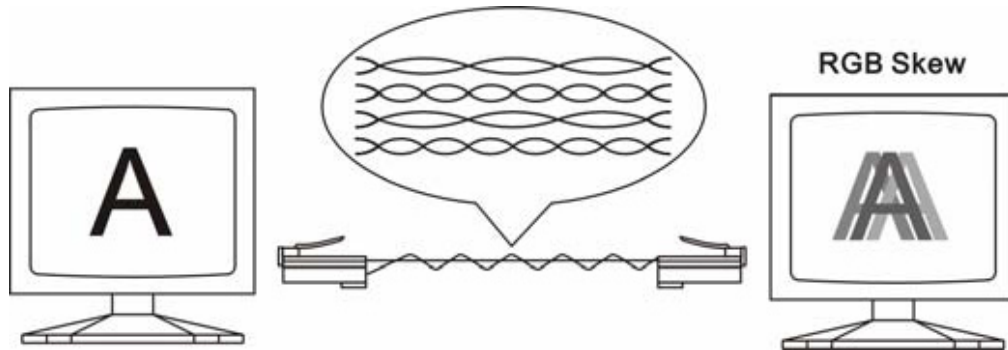
## SPECIFICATIONS

ITEM NO.	AT-COMP300SL
Resolution	Up to 1080p
Video Bandwidth	Local 750MHz-3dB / Remote 350MHz-3dB
Video Input / Output	Y/Pb/Pr RCA x 1 (Y 1V p-p 75Ω - Pb 0.7V p-p 75Ω - Pr 0.7V p-p 75Ω)
Audio Input / Output	Analog audio L-R stereo audio RCA x 1( 3Vp-p Max.10KΩ)
Audio Bandwidth	20-20KHz -3dB
Analog Audio input	Analog Sampling Frequency 44.1Khz or 48Khz
Audio Connector	stereo audio RCA x 1 + optical coax
Link Connector	1 x RJ45
Max Distance	Up to 300M (1000 feet)
Power Supply	5V DC 2000mA Regulated (External)
Power Consumption	400mA (Max)
Dimensions (mm)	125 x 95 x 30
Weight (g)	280

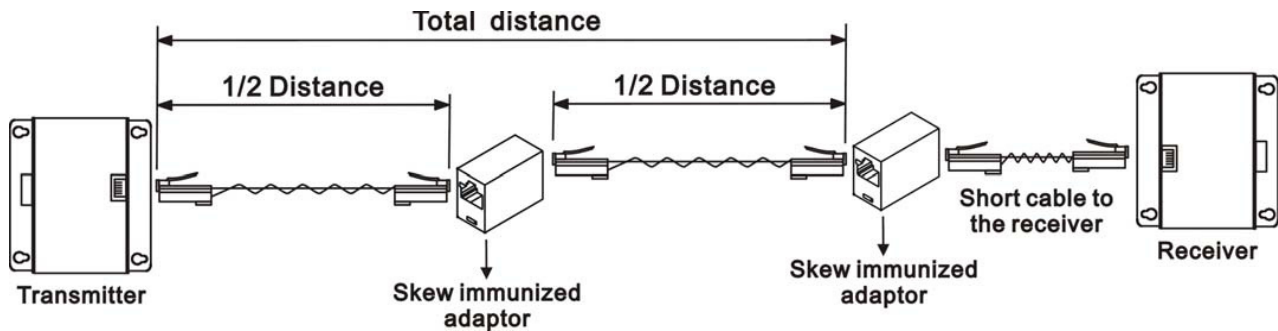
ITEM NO.	AT-COMP300RL
Resolution	Up to 1080p
Video Bandwidth	150Mhz-3dB
Video Output	Y/Pb/Pr RCA x 1 (Y 1V p-p 75Ω - Pb 0.7V p-p 75Ω - Pr 0.7V p-p 75Ω)
Audio Output	Analog audio output: L-R stereo audio RCA x 1( 3Vp-p Max.10KΩ) Digital Audio output: Optical x1, RCA coax x 1
Link Connector	1 x RJ45
Loop output Connector	1 x RJ45
Max Distance	Up to 300M (1000 feet)
Power Supply	5V DC 2000mA Regulated (External)
Power Consumption	600mA (Max)
Dimensions (mm)	125 x 95 x 30
Weight (g)	280

## INSTALLATION TIPS

1. Due to the inside of CAT5 cable containing pairs of wires twisted at different rates, AND the different quality on the cable itself and installation different signal arrival time at each pair may occur. If there are big different at arrival time, that will cause skew status. This is seen on the monitor as separation, or lack of convergence in colors. Normally it happens on long CAT 5 cable runs.



2. Recommend to use following cabling design to reduce skew status, to add special made "skew immunized adaptor", 2 pieces included at the package.



CAUTION: to avoid display equipment damaged, be sure to make correct cable connection and power for both AT-COMP300SL before connecting AT-COMP300RL.



### Safeguards

To reduce the risk of electric shock, do not expose this product to rain or moisture.

If the wall plug does not fit into your local power socket, hire an electrician to replace your obsolete socket.

Do not modify the wall plug. Doing so will void the warranty and safety features.

This equipment should be installed near the socket outlet and the device should be easily accessible in case it requires disconnection.

### Precautions

FCC Regulations state that any unauthorized changes or modifications to this equipment not expressly approved by the manufacturer could void the user's authority to operate this equipment.

Operate this product using only the included external power supply. Use of other power supplies could impair performance, damage the product or cause fires.

In the event of an electrostatic discharge, this device may automatically turn off. If this occurs, unplug the device, and plug it back in.

Protect and route power cords so they will not be stepped on or pinched by anything placed on or against them. Be especially careful of plug-ins, or cord exit points from this product.

Avoid excessive humidity, sudden temperature changes or temperature extremes.

Keep this product away from wet locations such as bathtubs, sinks, laundries, wet basements and swimming pools.

Use only accessories recommended by ATLONA to avoid fire, shock or other hazards.

Unplug the product before cleaning. Use a damp cloth for cleaning. Do not use cleaning fluid or aerosols, which could enter the unit and cause damage, fire or electrical shock. Some substances may also mar the finish of the product.

Never open or remove unit panels or make any adjustments not described in this manual. Attempting to do so could expose you to dangerous electrical shock or other hazards. It may also cause damage to your AT-COMP300SL, AT-COMP300RL. Opening the product will void the warranty.

Do not attempt to service the unit. Instead disconnect it and contact your Authorised ATLONA reseller or contact ATLONA directly.



**1. LIMITED WARRANTY**

Atlona Technologies warrants that (a) its products (the “Product”) will perform substantially in accordance with the accompanying written materials for a period of 3 YEARS from the date of receipt and (b) that the Product will be free from defects in materials and workmanship under normal use and service for a period of 3 years. In the event applicable law imposes any implied warranties, the implied warranty period is limited to 3 years from the date of receipt. Some jurisdictions do not allow such limitations on duration of an implied warranty, so the above limitation may not apply to Customer.

**2. CUSTOMER REMEDIES**

Atlona Technologies and its suppliers’ entire liability and Customer’s exclusive remedy shall be, at Atlona Technologies’ option, either return of the price paid for the Product, or repair or replacement of the Product that does not meet this Limited Warranty and which is returned to Atlona Technologies with a copy of Customer’s receipt. This Limited Warranty is void if failure of the Product has resulted from accident, abuse, or misapplication. Any replacement Product will be warranted for the remainder of the original warranty period or 3 year, whichever is longer.

**3. NO OTHER WARRANTIES**

TO THE MAXIMUM EXTENT PERMITTED BY APPLICABLE LAW, ATLONA TECHNOLOGIES AND ITS SUPPLIERS DISCLAIM ALL OTHER WARRANTIES, EITHER EXPRESS OR IMPLIED, INCLUDING, BUT NOT LIMITED TO IMPLIED WARRANTIES OF MERCHANTABILITY AND FITNESS FOR A PARTICULAR PURPOSE, WITH REGARD TO THE PRODUCT AND ANY RELATED WRITTEN MATERIALS. THIS LIMITED WARRANTY GIVES CUSTOMER SPECIFIC LEGAL RIGHTS. CUSTOMER MAY HAVE OTHER RIGHTS DEPENDING ON THE JURISDICTION.

**4. NO LIABILITY FOR DAMAGES**

TO THE MAXIMUM EXTENT PERMITTED BY APPLICABLE LAW, IN NO EVENT SHALL ATLONA TECHNOLOGIES OR ITS SUPPLIERS BE LIABLE FOR ANY DAMAGES WHATSOEVER (INCLUDING WITHOUT LIMITATION, SPECIAL, INCIDENTAL, CONSEQUENTIAL, OR INDIRECT DAMAGES FOR PERSONAL INJURY, LOSS OF BUSINESS PROFITS, BUSINESS INTERRUPTION, LOSS OF BUSINESS INFORMATION, OR ANY OTHER PECUNIARY LOSS) ARISING OUT OF THE USE OF OR INABILITY TO USE THIS PRODUCT, EVEN IF ATLONA TECHNOLOGIES HAS BEEN ADVISED OF THE POSSIBILITY OF SUCH DAMAGES. IN ANY CASE, ATLONA TECHNOLOGIES’ AND ITS SUPPLIERS’ ENTIRE LIABILITY UNDER ANY PROVISION OF THIS AGREEMENT SHALL BE LIMITED TO THE AMOUNT ACTUALLY PAID BY YOU FOR THE PRODUCT. BECAUSE SOME JURISDICTIONS DO NOT ALLOW THE EXCLUSION OR LIMITATION OF LIABILITY FOR CONSEQUENTIAL OR INCIDENTAL DAMAGES, THE ABOVE LIMITATION MAY NOT APPLY TO YOU.



ATLONA  
2151 O’toole Ave, Ste D  
San Jose CA 95131  
Toll Free: 1-877-536-3976  
International: 408-954-8782  
FAX: 408-954-8792  
Website: [www.atlona.com](http://www.atlona.com)  
E-MAIL: [info@atlona.com](mailto:info@atlona.com)