

VGA to DVI Converter

DAD-U100



Thank you for purchasing DAD-U100

Analog to Digital converter **DAD-U100** converts your VGA analog signal to DVI digital signal so that display devices without VGA port can be connected to your PC with VGA port easily and conveniently.

Check your package

Check the package and make sure you have everything:

Contents

- (1) DAD-U100 – VGA to DVI Converter
- (2) +5V DC Power supply x 1pc
- (3) User's Guide

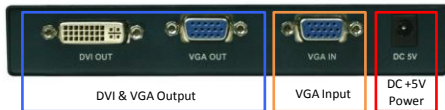
If any of these items are missing in your package, contact OPHIT or your supplier for support.

NOTE: Package content may differ if you have placed a special order or placed order from anywhere other than OPHIT CO., LTD. OPHIT CO., LTD. reserves the right to make changes without further notice to a product described herein to improve reliability, design, packaging or function.

Installation

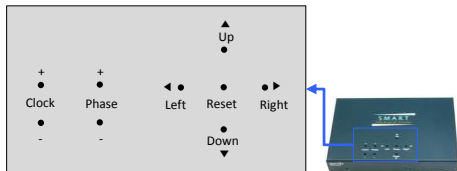
Installation Steps:

1. Connect the included +5V DC power supply to DAD-U100 and check power indicator become active.
2. Connect the source device to DAD-U100 VGA input port.
3. Connect the display device to DAD-U100 DVI output port.
4. Connect the monitoring display device to DAD-U100 VGA output port. It's optional.
5. Resolution LED indicator will glow bright green.



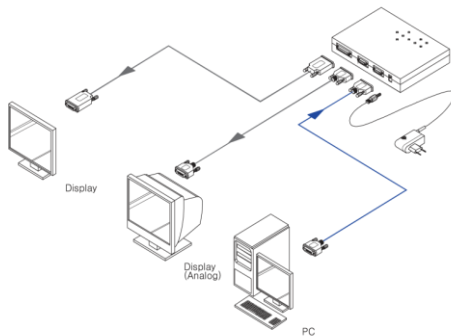
Button name and Function

Adjust screen using buttons in the top of converter.



Button name	Description
Clock	adjusts clock : increase(+) /decrease(-)
Phase	adjusts phase : increase(+) /decrease(-)
Reset	Reset to initial setting
Up/Down/Right/Left (▲/▼/▶/◀)	adjusts screen location

Application



Warranty

We, OPHIT hereby warrant the final purchase of our product as follows.
In the case of troubles on our products, please contact the shop purchased.

One year limited warranty

Our customers have right to be served with free of charge when there is trouble in this product during 1(one) year from the day purchased.

Out of warranty services

When you request services (in the case of non manufacturing defects but the troubles by misuse), may served with charge as follows.

- Defects of products caused by accident, disaster.
- Damages of products caused by the customer's carelessness or mistaken application.
- Damages of products caused by the application of the parts or products not supplied or sold by our company.
- Damages of products and related defects caused by not our staff or the men or group not nominated by us for services.

The interchanged parts and products for maintenance services shall be replaced as new parts and products operating normally, and the inter-changed parts and products shall be subjected to our company.



RMA Request Form

RMA No.:

Customer Name:		Return Date:	
Company Name:		Phone:	
Model Name:		E-Mail:	
Serial No:		Place of Purchase:	
Address: (For RMA Return)			
RMA details: (Please describe RMA status, application used and failure symptom)			

Technical and Sales Support

KOREA HQ

OPHIT CO., LTD.

3F Suntechnovil, 5-27 Mangpo-Dong, Youngtong-Gu, Suwon-City,
Kyunggi-Do, Korea (443-400)

Tel: + 82 (0)31 695 5543

Fax: + 82 (0)31 695 5545

E-mail:

Support@ophit.com

Regional Office

USA

Foreseeson Custom Display

2210E, Winston Road Anaheim,
CA 92806 USA

Tel: +1-714-300-0540

Fax : +1-714-300-0546

E-mail: sshin@foreseesonusa.com

UK

Foreseeson UK Ltd

Unit 2Kingsmill Business Park, Chapel Mill Rd.
Kingston Upon Thames, Surrey; KT1 3GZ; UK

Tel : +44 (0)208 546 1047

Fax : +44(0) 208 546 3931

E-mail: jasonkwon@foreseeson.de

Europe

Foreseeson GmbH

Benzstr. 9, 61352 Bad
Homburg Germany

Tel.: +49 (0)6172 185310 20

Fax: +49 (0)6172 185310 11

E-mail: christianelfert@foreseeson.de

www.ophit.com

